

# SuperMatch Student Reference Guide

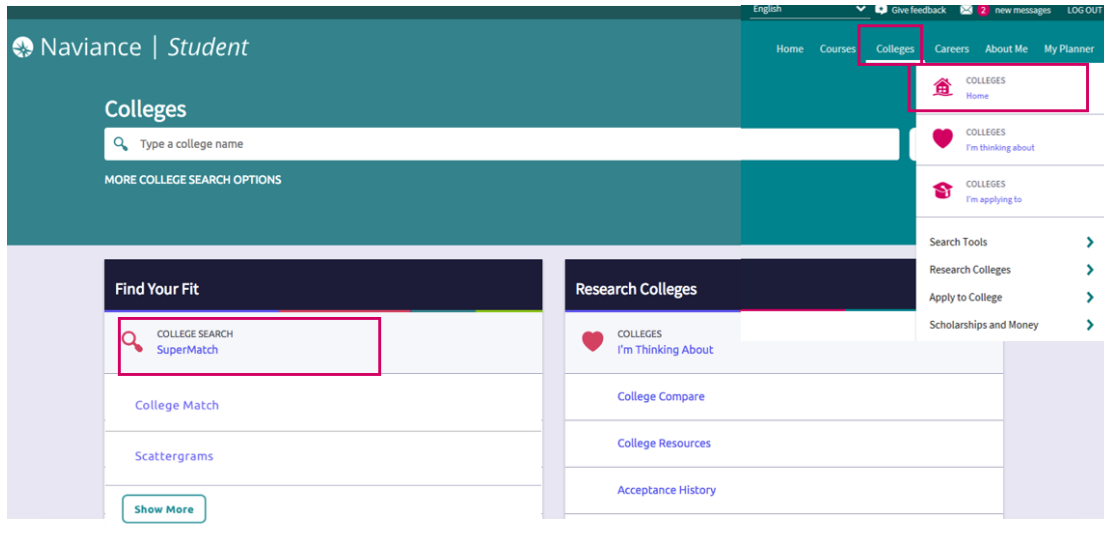
## Overview

### Equipping Students with More Tools to Find Best-Fit Colleges

The SuperMatch college search tool within Naviance makes it even easier for students to explore their options and discover colleges that are a match with their academic profile and a fit with what they're looking for in a college experience.

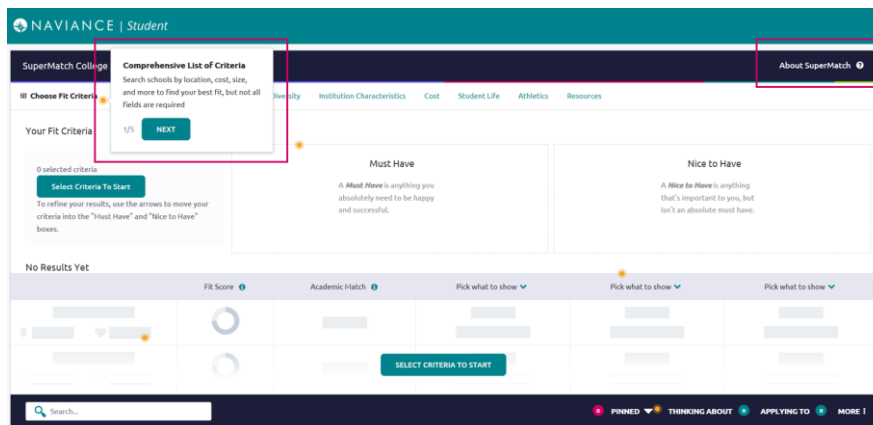
## Using SuperMatch

SuperMatch can be found by navigating to [Colleges Home > Find Your Fit](#).



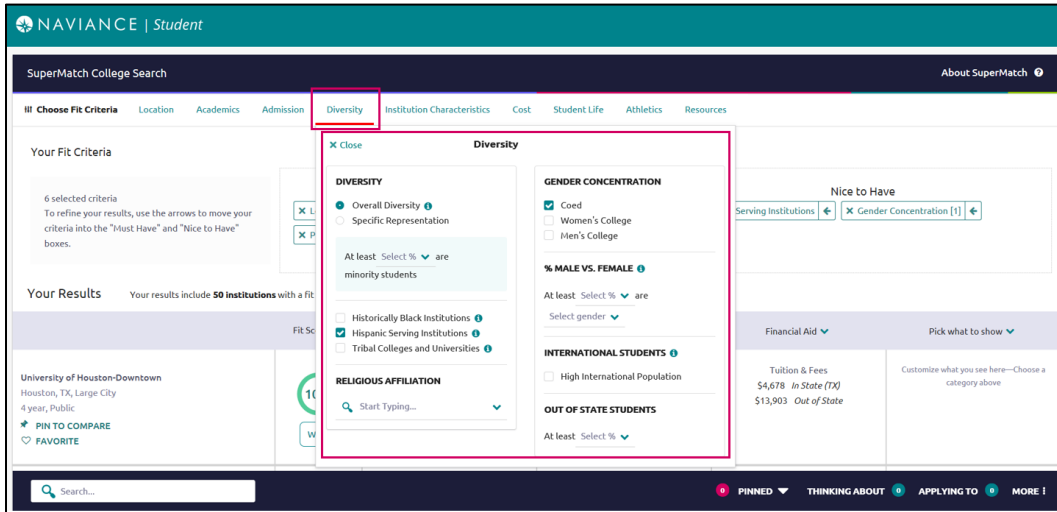
## Quick Tips

When you first log in to SuperMatch, you will be guided through a series of quick tips to help you navigate the search tool and understand the key features. Also, clicking on the [About SuperMatch](#) link in the top right corner of the page will relaunch the quick tips should you get stuck and need assistance.

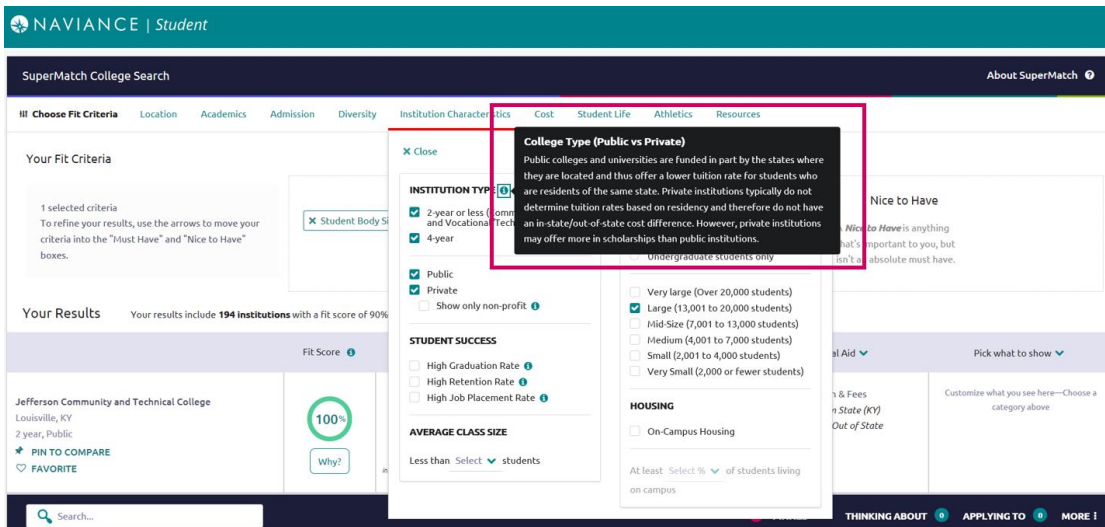


## Selecting Fit Criteria

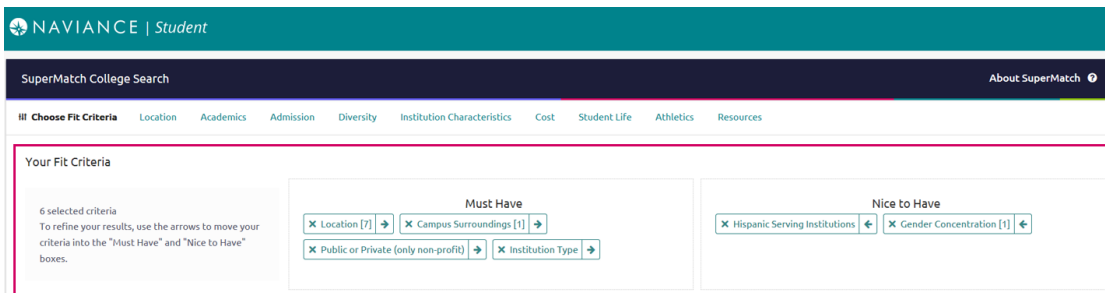
1. Use the **Choose Fit Criteria** navigation menu at the top to select criteria based on what you are looking for in your college experience. You do not need to select something under every category; only select the criteria which are most important to you.



2. Click on the **Tool Tips** icon  throughout the search tool to read definitions for common concepts and terminology.



3. As fit criteria are selected, they populate in the **Must Have box**. You can also move criteria between the **Must Have** and **Nice to Have** boxes depending on level of importance to you. Moving your criteria between these two categories of importance will refine your college search results below.



## Search Results

Institutions with the highest **Fit Score** will always appear at the top of your list. To see your **Fit Score Breakdown** based on the criteria you selected, click on the green **Why?** box located under the **Fit Score** percentage.

The screenshot shows the Naviance SuperMatch College Search interface. On the left, under 'Your Fit Criteria', 8 criteria are selected. The 'Must Have' criteria include Location [8], Campus Surroundings [1], Institution Type, and Student Body Size [1]. The 'Your Results' section shows 4 institutions with a fit score of 90% or above. The University of North Carolina Wilmington is highlighted with a 96% fit score and a 'Why?' button. A red box highlights the 'Why?' button, and a red arrow points to the 'Fit Score Breakdown' modal window on the right.

**Fit Score Breakdown**

Your Fit Score: **96%**

University of North Carolina Wilmington  
Wilmington, NC  
4 year, Public

Your Fit Criteria

**Legend**  
 ✓ Match    ✪ Close Match    ? Data Unknown    ✗ Doesn't Match

**Must Have**  
4 out of 4 Must Have criteria are a match

- ✓ Location [8]
- ✓ Campus Surroundings [1]
- ✓ Institution Type
- ✓ Student Body Size [1]

**Nice to Have**  
4 out of 4 Nice to Have criteria are a match

- ✪ High Retention Rate
- ✓ Class size < 40
- ✪ Acceptance Rate [1]
- ✓ Internships and Co-ops

This institution is a **Match**

Your academic qualifications (GPA & test scores) are similar to the academic profile of students who are typically admitted to this institution:

GPA, SAT, and/or ACT scores will be pre-populated as part of the Admissions fit criteria, if available within Naviance. If not available, you can enter your information to see how you compare to institutional averages in the **Academic Match** column. *Note: GPA's are converted to a 4.0 scale.*

By clicking on the green arrow next to the results table headings, you can also pick which content appears in the results table.

The screenshot shows the 'Your Results' section of the Naviance SuperMatch College Search interface. It displays a table of search results for the University of North Carolina Wilmington and the University of Virginia. The table has columns for Fit Score, Academic Match, Admission Info, Financial Aid, and Pick what to show. A red box highlights the 'Academic Match' column for the University of North Carolina Wilmington, showing a 'Match' status and a table of scores:

Average	You
GPA 3.97	3.8
SAT 1190	1360
ACT 25	27

Another red box highlights the 'Financial Aid' column for the University of Virginia, showing a dropdown menu with options: Pick what to show, Admission Info, Athletics, Diversity, Financial Aid, Institution Characteristics, Student Life, and Room & Board. The 'Student Life' option is selected, showing a value of \$40,842 Out of State.

## Comparing Pinned Schools

While viewing your results, you can **Pin to Compare** to see a comparison of those colleges which interest you. As you select each college to compare, the pinned colleges will appear at the top of the results table with a purple bar next to it.

	Fit Score <span>?</span>	Academic Match <span>?</span>	Admission Info <span>▼</span>	Cost <span>▼</span>	Pick what to show <span>▼</span>
<b>University of Michigan-Ann Arbor</b> Ann Arbor, MI, Small City 4 year, Public PINNED FAVORITE	<b>93%</b> Why?	Average You <b>GPA</b> 3.8 N/A <b>SAT</b> 1405 N/A <b>ACT</b> 31 N/A <small>To determine if you're an academic match for this institution, enter your GPA and/or standardized test scores.</small>	Selectivity Admits 29% Accepts Common App Accepts Coalition App App Fee \$75	<b>Tuition &amp; Fees</b> \$14,401 <i>In State (MI)</i> \$44,674 <i>Out of State</i> Room & Board \$10,554	Customize what you see here— Choose a category above
<b>Huron University College</b> London, ON, Small City 4 year, Public, Non-denominational PINNED FAVORITE	<b>86%</b> Why?	Average You <b>GPA</b> 3 N/A <b>SAT</b> N/A N/A <b>ACT</b> N/A N/A <small>To determine if you're an academic match for this institution, enter your GPA and/or standardized test scores.</small>	Selectivity Admits 17% App Fee \$130	<b>Tuition &amp; Fees</b> \$16,770 Room & Board \$9,785	Customize what you see here— Choose a category above
<b>University of Minnesota Rochester</b> Rochester, MN, Small City 4 year, Public PINNED FAVORITE	<b>86%</b> Why?	Average You <b>GPA</b> 3.55 N/A <b>SAT</b> N/A N/A <b>ACT</b> 24 N/A <small>To determine if you're an academic match for this institution, enter your GPA and/or standardized test scores.</small>	Selectivity Admits 49% App Fee \$30	<b>Tuition &amp; Fees</b> \$11,896 <i>In State (MN)</i> \$11,896 <i>Out of State</i>	Customize what you see here— Choose a category above
<b>Eastern Michigan University</b> Ypsilanti, MI, Small City 4 year, Public PINNED FAVORITE	<b>86%</b> Why?	Average You <b>GPA</b> 3.29 N/A <b>SAT</b> 512.5 N/A <b>ACT</b> 22 N/A <small>To determine if you're an academic match for this institution, enter your GPA and/or standardized test scores.</small>	Selectivity Admits 73% App Fee \$35 App Deadline Aug 1	<b>Tuition &amp; Fees</b> \$8,888 <i>In State (MI)</i> \$26,183 <i>Out of State</i> Room & Board \$9,344	Customize what you see here— Choose a category above

Search by College Name 6 PINNED 0 THINKING ABOUT 0 APPLYING TO 0 MORE !

To see an in-depth side-by-side comparison, click on the **Pinned** menu in the bottom right corner and select **Compare Pinned Colleges**. Once on the compare pinned page, you can export your results by clicking on the green **Export** button located near the top right corner.

Back

SUPERMATCH COLLEGE SEARCH  
Pinned Schools Compare

An in-depth comparison of your pinned schools Export Viewing 1 - 4 of 4

	PINNED FAVORITE Pittsburg State University www.pittstate.edu	PINNED FAVORITE Missouri Southern State University www.mssu.edu	PINNED FAVORITE University of Houston Clear Lake www.uhcl.edu	PINNED FAVORITE Sam Houston State University www.shsu.edu
<b>LOCATION</b>				
Location	Kansas	Missouri	Texas	Texas
Region	Central	Central	Central	Central
Common Surroundings	Small City	Small City	Large City	Town-Not Near a City
<b>ADMISSION INFO</b>				
Test Optional	No	No	No	No
Average High School GPA <span>?</span>	3.3	3.2	3.4	Unknown
Average ACT <span>?</span>	21.5	21	22	21
Math	21	20	Unknown	21
Science	Unknown	Unknown	Unknown	Unknown
English	21	20.5	Unknown	21
Reading	Unknown	Unknown	Unknown	Unknown
Average SAT <span>?</span>	Unknown	Unknown	1150	1000
Evidence-Based Reading and Writing	Unknown	Unknown	500	450
Math	Unknown	Unknown	550	475
Percentage Admitted	7%	14%	47%	

Search by College Name 6 PINNED 0 THINKING ABOUT 0 APPLYING TO 0 MORE !

## More

By clicking on the **More** menu in the bottom right corner, you will see two options. **Upcoming Visits** will take you to a page showing all college visits scheduled at your high school, while **Events** will take you to a page listing events that colleges have scheduled on their campus.

### Colleges Interested in You

To learn more about colleges that are looking for students like you, click **Interested in You** on the bottom navigation menu.

